

GURU NANAK COLLEGE, DHANBAD

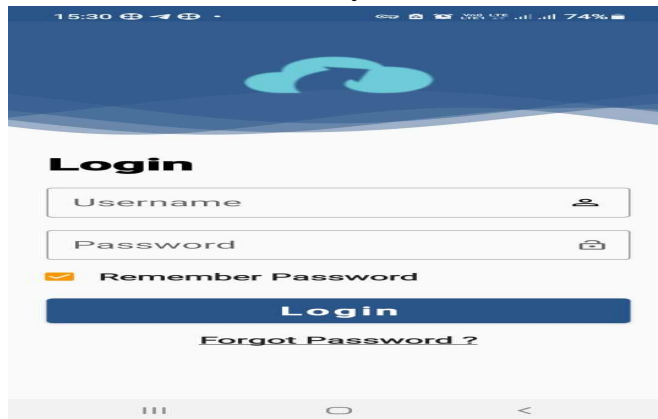
DATE: 08/09/2022

Admission Notice

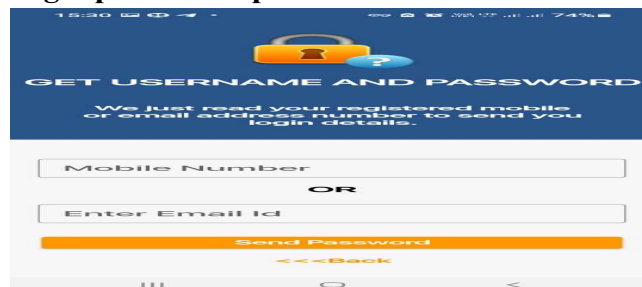
The 3rd selection list of admission to **Intermediate class (Arts) I.A Session 2022-24** is being published on the college notice board and website www.gncollege.org Students are directed to get online admission through college website www.gncollege.org or through **Mobile App (Students Diary Cloud) from Friday 9th of September 2022 to Friday 16th of September 2022.**

A. Step for online admission through Mobile Application

1. On your mobile go to Google play store
2. Search Students Diary Cloud and install



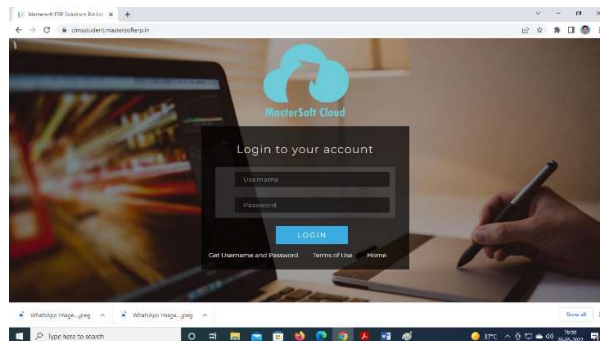
3. Click to Forgot password option



4. Enter your registered Mobile no or Email Id, press send password
5. Students will receive a message regarding User id & password.
6. Then login with user Id & password, you can see your details and fee pay option
7. Click on the pay fee option and pay your admission fee through Credit Card/Debit Card/ Net banking or UPI.
8. Choose your payment option and pay the admission/college fee.
9. After successful payment you get a payment receipt on the app.

B. Step for online admission through web portal

1. Go to College website www.gncollege.org
2. Click on Intermediate Admission Session – (2022-24) or <https://cimsstudent.mastersofterp.in/StudentLogin>



3. Click on Get user name and password
4. Enter your registered Mobile no or Email Id press send password
5. Student will receive a message regarding User id & password
6. Login with user Id & password, you can see your details and fee pay option
7. Click on the pay fee option and pay your admission/college fee through Credit Card/Debit Card/ Net banking o UPI.
8. You will receive a receipt.

After admission, students are advised to submit the following documents for verification:

(During office hours 10:00 A.M. to 3:00 P.M. on all working days in the both campuses)

1. Online Application form
2. Payment Receipt of the application form and Admission fee.
3. Self-Attested Copy of 10th Mark Sheet. & Admit card
4. Cast Certificate, if applicable issued from Jharkhand Government only.
5. Photo copy of Aadhar (Self-Attested).
6. Migration Certificate (Original) – Required from other than JAC board.
7. College leaving Certificate/Transfer Certificate (**in original**)

Note: As most of the Schools/Colleges have not issued mark sheet, passing certificate and migration, applicants are advised to download all certificates from CBSE/ICSE or other equivalent boards from Digilocker (www.digilocker.gov.in) and get the printout for verification purpose.

**(Dr. Sanjay Prasad)
Principal**